



2016 Census Snapshot

Shire of Quairading



June 2017



CONTENTS

Introduction	1
Census Snapshot At a Glance.....	2
Key Findings 2016 Census.....	3
Usually Resident Population	3
Sex	3
Age.....	3
Aboriginal/Torres Strait Islander Status.....	4
Country of Birth (Australia or elsewhere).....	4
Country of Birth (Details).....	5
Australian Citizenship	5
Religious Affiliation	6
Core Activity Need for Assistance (Total and By Age Group).....	6
Unpaid Assistance to Persons with Disability.....	7
Voluntary Work for an Organisation or Group	7
Weekly Income	7
Mortgage Repayments and Rental Payments.....	8
Dwelling Internet Connection.....	8
Average Household Size.....	8

INTRODUCTION

This document contains a highlight of the key demographics released on 27 June. Further indicators are due for release in October 2017. The selected indicators are:

- Population
- Age
- Sex
- Aboriginal/Torres Strait Islander Persons
- Country of Birth (Australia or elsewhere)
- Country of Birth (Details)
- Australian Citizenship
- Religious Affiliation
- Voluntary Work
- Core Activity Need for Assistance
- Unpaid Assistance to Persons with Disability
- Weekly Income
- Mortgage repayments and Rental Payments
- Dwelling Internet Connection
- Average Household Size

A selection of the indicators with 2011 comparisons is presented in the “Census Snapshot at a Glance” table below.

CENSUS SNAPSHOT AT A GLANCE

ITEM	2016	2011	CHANGE	COMMENT
Population	1019	1044	-25 (-2%)	Slight population decline
Median age of persons	52 years	48 years	+4 years	Aging population
Children aged 0-14 years	173	207	-34 (-16%)	Decrease in young children
Persons aged 60+	357	287	+70 (+24%)	Increase in seniors
Male/Female	49%M to 51%F	48%M to 52%F	+1%M, -1%F	Negligible change in male/female ratio
Total Aboriginal and/or Torres Strait Islander	82 (8%)	152 (15%)	-70	Possibly fewer people who are Aboriginal and/or Torres Strait Islander
Born outside Australia	113	98	+15 (+15%)	Increase in migrant population
Volunteers	276	306	-30 (-10%)	Decline in volunteers
Core activity need for assistance	52	57	-5 (-9%)	Slightly fewer people with disability
Median total personal income (\$/weekly)	\$545	\$486	+\$59	Slight increase in personal income
Median total household income (\$/weekly)	\$906	\$850	+\$56	Slight increase in household income
Median mortgage repayment (\$/monthly)	\$1,002	\$738	\$264 (+36%)	Significant increase in mortgage payments
Median rent (\$/weekly)	\$98	\$75	+\$23 (+31%)	Significant increase in rental payments
Internet access from dwelling	74%	70%	+4%	Increase in home internet access
Average household size (persons)	2.1 persons	2.3 persons	-0.2 persons	Households getting smaller

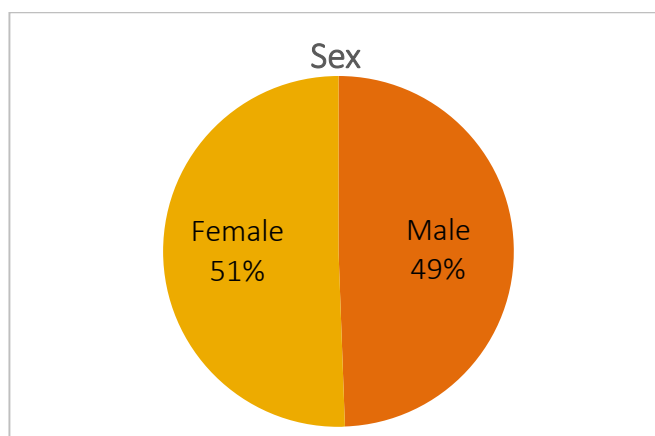
KEY FINDINGS 2016 CENSUS

Usually Resident Population

Total 2016 usually resident population of the Shire of Quairading is 1,019 persons. This is a loss of 25 persons from 1,044 persons recorded in the 2011 Census (-2%).

Sex

Figure 1: Sex



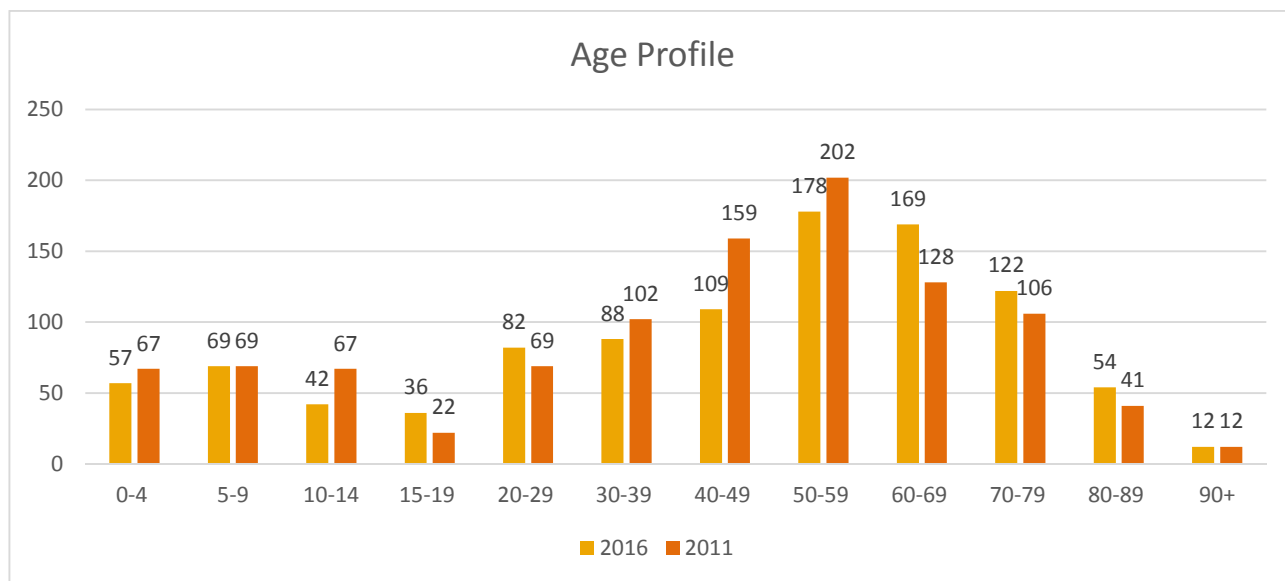
Age

The median age is 52 years, up 4 years from 2011.

Table 1: Age Groups

AGE GROUP	2016		2011	
	No.	%	No.	%
0-4	57	1.7%	67	2.0%
5-9	69	2.1%	69	2.1%
10-14	42	1.3%	67	2.0%
15-19	36	1.1%	22	0.7%
20-29	82	2.4%	69	2.1%
30-39	88	2.6%	102	3.1%
40-49	109	3.3%	159	4.8%
50-59	178	5.3%	202	6.2%
60-69	169	5.0%	128	3.9%
70-79	122	3.6%	106	3.2%
80-89	54	1.6%	41	1.2%
90+	12	0.4%	12	0.4%
Total	1,019	100%	1,044	100%

Figure 2: Age Groups



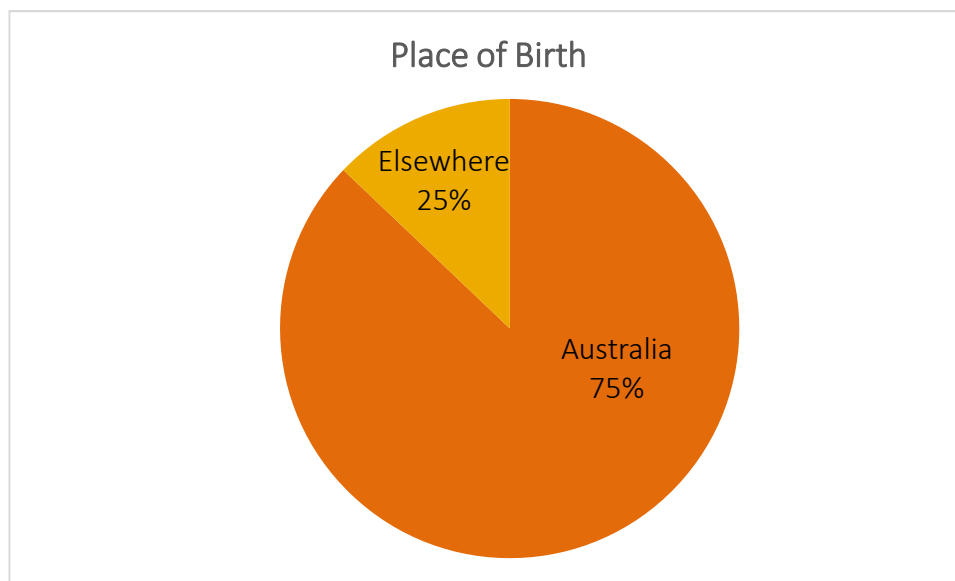
Aboriginal/Torres Strait Islander Status

Table 2: Aboriginal/Torres Strait Islander Status

ABORIGINAL/TORRES STRAIT ISLANDER	PERCENT	NUMBER
Total Aboriginal or Torres Strait Islander	8%	82
Non-Indigenous	79%	808
Not Stated	13%	128
Total	100%	1,019

Country of Birth (Australia or elsewhere)

Figure 3: Persons Born in Australia or Elsewhere



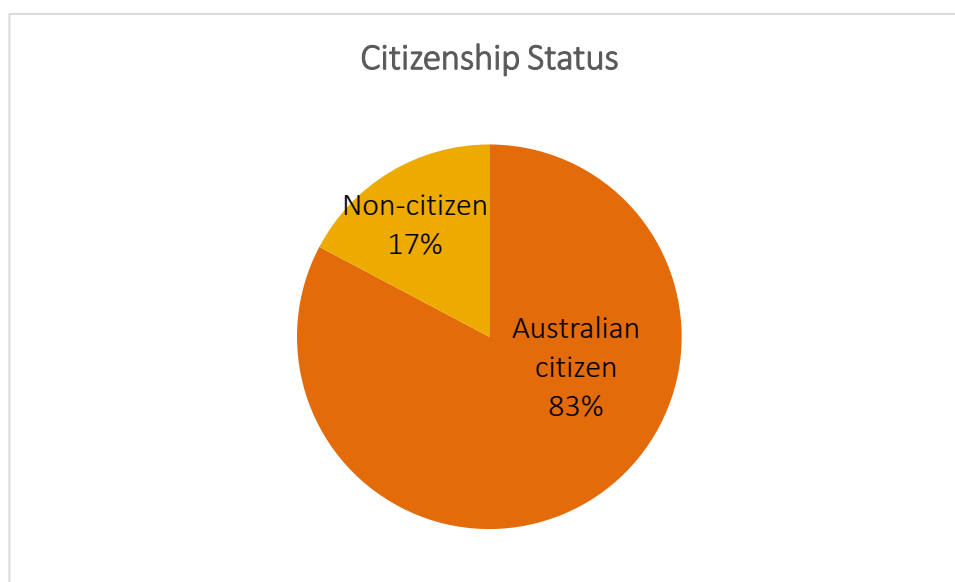
Country of Birth (Details)

Table 3: Country of Birth (based on top 50 countries identified in the 2011 Census)

COUNTRY OF BIRTH	NUMBER
Australia	764
Country of Birth Not stated	141
England	38
New Zealand	19
Born elsewhere	10
South Korea	6
Philippines	5
India	4
Malaysia	4
Netherlands	4
Italy	3
Scotland	3
South Africa	3
Zimbabwe	3
Total	1,019

Australian Citizenship

Figure 3: Australian Citizenship Status



Religious Affiliation

Table 4: Religious Affiliation

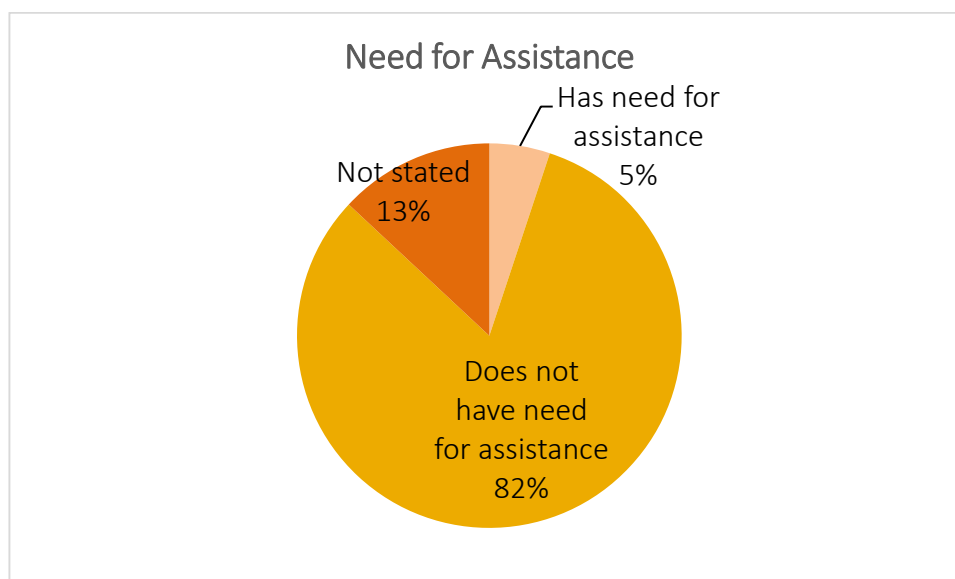
(Note that figures do not add up to total due to ABS adjustments to protect the confidentiality of data.)

RELIGIOUS AFFILIATION	PERCENT	NUMBER
Christianity	58%	587
Secular Beliefs and Other Spiritual Beliefs and No Religious Affiliation	28%	283
Buddhism	0.3%	3
Hinduism	0%	0
Islam	0%	0
Australian Aboriginal Traditional Religions	0%	0
Other	0%	0
Judaism	0%	0
Religious affiliation Not stated or Inadequately described	14%	142
Total		1,019

Core Activity Need for Assistance (Total and By Age Group)

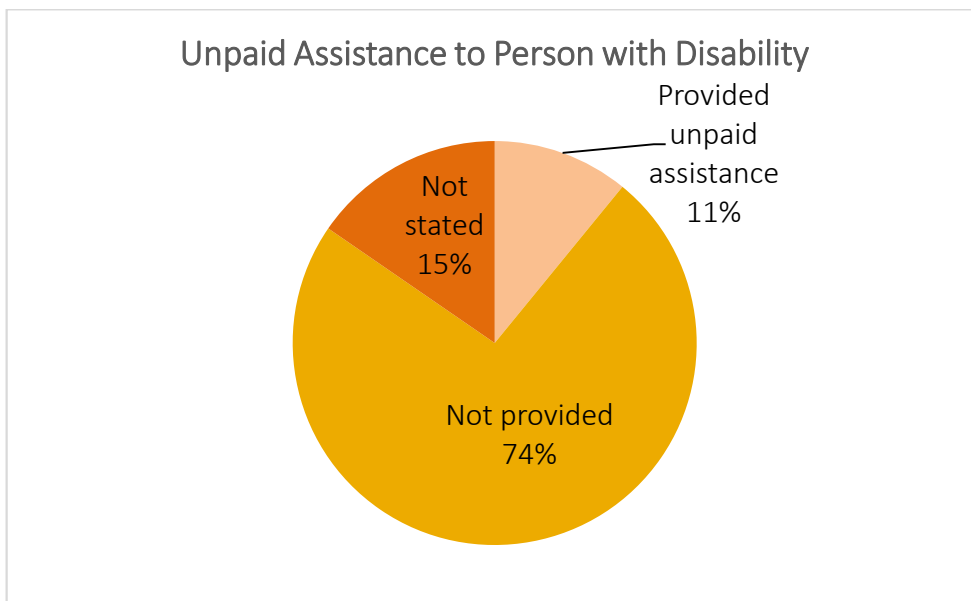
This is defined as “A person's need for help or assistance in one or more of the three core activity areas of self-care, mobility and communication, because of a disability, long term health condition (lasting six months or more) or old age.”

Figure 4: Need for Assistance with Core Activities (Self Care, mobility and communications)



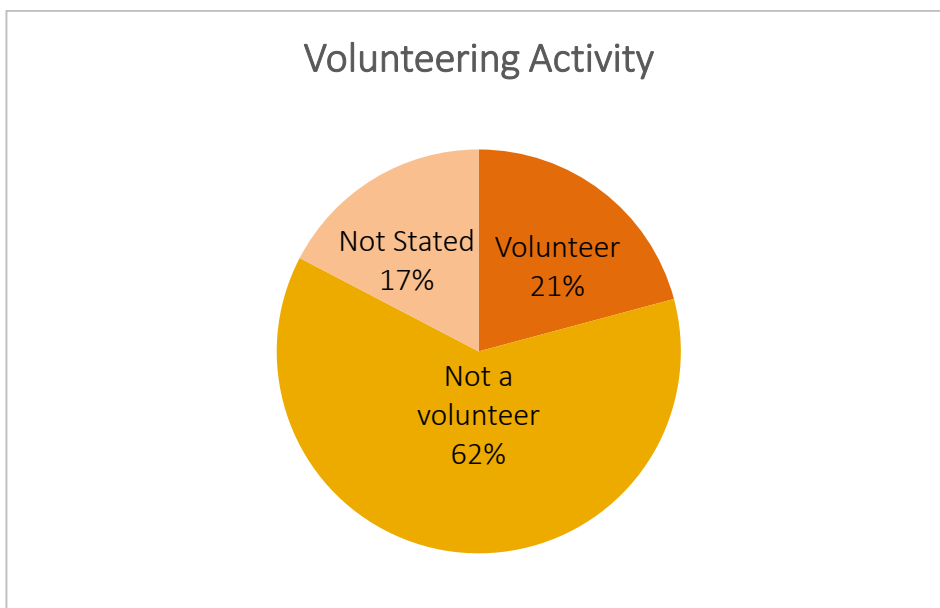
Unpaid Assistance to Persons with Disability

Figure 5: Provision of unpaid assistance to person(s) with disability



Voluntary Work for an Organisation or Group

Figure 6: Provision of unpaid assistance to person(s) with disability



The number of volunteers is 276.

Weekly Income

The median total weekly personal income is \$545

The median total weekly household income is \$906

Table 5: Total weekly household income (includes family and non-family households)

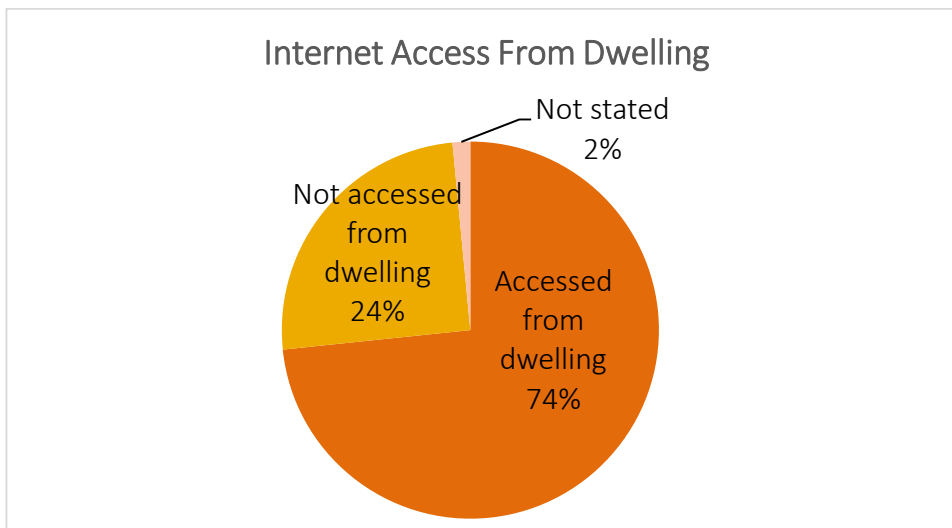
WEEKLY HOUSEHOLD INCOME	PERCENT
Negative/Nil income	2%
\$1-\$500	20%
\$500-\$999	26%
\$1,000-\$1,499	15%
\$1,500-\$1,999	9%
\$2,000-\$2,499	4%
\$2,500-\$2,999	4%
\$3,000-\$3,499	3%
\$3,500-\$3,999	1%
\$4,000 or more	4%
Partial income stated	9%
All incomes not stated	2%
Total	393

Mortgage Repayments and Rental Payments

The median mortgage repayment is \$1,002 per month and the median rent is \$98 per week.

Dwelling Internet Connection

Figure 7: Internet Access from Dwelling



Western Australia comparison for access from dwelling is 85%.

Total number of dwellings is 393.

Average Household Size

The average household size is 2.1 persons per household.



Unit 2, 1 Almondbury Rd
Mt Lawley WA 6050

T: +61 8 9271 1030

M: +61 4 5882 8540

E: info@wearelocalise.com